

Consult factory for inlet/outlet sizing assistance.

G SERIES, GRID COILS											
EXCH. #	AREA TUBES	DEPTH	LENGTH	MODEL NUMBER	SHIP WGT.	EXCH. #	AREA TUBES	DEPTH	LENGTH	MODEL NUMBER	SHIP WGT.
Sq. Ft.		In./(mm)	In./(mm)		Lbs./(kg)	Sq. Ft.		In./(mm)	In./(mm)		Lbs./(kg)
12-1/2" WIDTH (8 TUBES)						30-1/2" WIDTH (20 TUBES)					
4.6	8	12.5 (318)	24 (610)	*8G-24	13 (6)	11.5	20	30.5 (775)	24 (610)	*20G-24	23 (10.5)
5.6	8	12.5 "	30 (762)	*8G-30	14 (6.5)	14.2	20	30.5 "	30 (762)	*20G-30	28 (13)
6.7	8	12.5 "	36 (915)	*8G-36	15 (7)	16.8	20	30.5 "	36 (915)	*20G-36	34 (15.5)
8.8	8	12.5 "	48 (1219)	*8G-48	18 (8)	22.0	20	30.5 "	48 (1219)	*20G-48	40 (18)
10.9	8	12.5 "	60 (1524)	*8G-60	20 (9)	27.2	20	30.5 "	60 (1524)	*20G-60	48 (22)
13.7	8	12.5 "	72 (1829)	*8G-72	25 (11.5)	32.5	20	30.5 "	72 (1829)	*20G-72	55 (25)
15.1	8	12.5 "	84 (2134)	*8G-84	30 (13.5)	37.7	20	30.5 "	84 (2134)	*20G-84	68 (31)
17.2	8	12.5 "	96 (2438)	*8G-96	35 (16)	42.9	20	30.5 "	96 (2438)	*20G-96	75 (34)
19.2	8	12.5 "	108 (2743)	*8G-108	38 (17)	48.2	20	30.5 "	108 (2743)	*20G-108	87 (39.5)
21.3	8	12.5 "	120 (3048)	*8G-120	42 (19)	53.4	20	30.5 "	120 (3048)	*20G-120	100 (45.5)
23.4	8	12.5 "	132 (3353)	*8G-132	45 (20.5)	58.5	20	30.5 "	132 (3353)	*20G-132	115 (52)
25.5	8	12.5 "	144 (3658)	*8G-144	50 (22.5)	63.9	20	30.5 "	144 (3658)	*20G-144	125 (57)
18-1/2" WIDTH (12 TUBES)						36-1/2" WIDTH (24 TUBES)					
6.8	12	18.5 (470)	24 (610)	*12G-24	15 (7)	13.7	24	36.5 (927)	24 (610)	*24G-24	38 (17)
8.4	12	18.5 "	30 (762)	*12G-30	18 (8)	16.8	24	36.5 "	30 (762)	*24G-30	42 (19)
10.0	12	18.5 "	36 (915)	*12G-36	22 (10)	20	24	36.5 "	36 (915)	*24G-36	45 (20.5)
13.2	12	18.5 "	48 (1219)	*12G-48	28 (13)	26.3	24	36.5 "	48 (1219)	*24G-48	50 (22.5)
16.3	12	18.5 "	60 (1524)	*12G-60	35 (16)	32.5	24	36.5 "	60 (1524)	*24G-60	57 (26)
19.5	12	18.5 "	72 (1829)	*12G-72	45 (20.5)	38.8	24	36.5 "	72 (1829)	*24G-72	65 (29.5)
22.6	12	18.5 "	84 (2134)	*12G-84	50 (22.5)	45.1	24	36.5 "	84 (2134)	*24G-84	75 (34)
25.7	12	18.5 "	96 (2438)	*12G-96	56 (25.5)	51.4	24	36.5 "	96 (2438)	*24G-96	85 (38.5)
28.9	12	18.5 "	108 (2743)	*12G-108	62 (28)	57.7	24	36.5 "	108 (2743)	*24G-108	100 (45.5)
32.0	12	18.5 "	120 (3048)	*12G-120	68 (31)	64	24	36.5 "	120 (3048)	*24G-120	115 (52)
35.2	12	18.5 "	132 (3353)	*12G-132	75 (34)	70.3	24	36.5 "	132 (3353)	*24G-132	130 (59)
38.3	12	18.5 "	144 (3658)	*12G-144	90 (41)	76.6	24	36.5 "	144 (3658)	*24G-144	150 (68)
24-1/2" WIDTH (16 TUBES)						42-1/2" WIDTH (28 TUBES)					
9.4	16	24.5 (622)	24 (610)	*16G-24	20 (9)	15.8	28	42.5 (1080)	24 (610)	*28G-24	40 (18)
11.5	16	24.5 "	30 (762)	*16G-30	25 (11.5)	19.5	28	42.5 "	30 (762)	*28G-30	45 (20.5)
13.6	16	24.5 "	36 (915)	*16G-36	29 (13)	23.2	28	42.5 "	36 (915)	*28G-36	50 (22.5)
17.8	16	24.5 "	48 (1219)	*16G-48	35 (15.5)	30.6	28	42.5 "	48 (1219)	*28G-48	58 (26.5)
22.0	16	24.5 "	60 (1524)	*16G-60	43 (19.5)	38	28	42.5 "	60 (1524)	*28G-60	65 (29.5)
26.1	16	24.5 "	72 (1829)	*16G-72	50 (22.5)	45.4	28	42.5 "	72 (1829)	*28G-72	75 (34)
30.3	16	24.5 "	84 (2134)	*16G-84	62 (28)	52.8	28	42.5 "	84 (2134)	*28G-84	85 (38.5)
34.5	16	24.5 "	96 (2438)	*16G-96	70 (32)	60.2	28	42.5 "	96 (2438)	*28G-96	100 (45.5)
38.7	16	24.5 "	108 (2743)	*16G-108	80 (36)	67.6	28	42.5 "	108 (2743)	*28G-108	115 (52)
42.9	16	24.5 "	120 (3048)	*16G-120	88 (40)	75	28	42.5 "	120 (3048)	*28G-120	130 (59)
47.1	16	24.5 "	132 (3353)	*16G-132	97 (44)	82.4	28	42.5 "	132 (3353)	*28G-132	150 (68)
51.3	16	24.5 "	144 (3658)	*16G-144	105 (47.5)	89.8	28	42.5 "	144 (3658)	*28G-144	175 (79.5)

Product Features and Benefits:

- ◆ **SUPERIOR CHEMICAL RESISTANCE:** Wide variety of materials available for use in heating or cooling applications for alkaline solutions, acid solutions, and rinse tanks. Check solution guide or consult with your chemical supplier for proper material selection.
 - ◆ **RUGGED CONSTRUCTION:** Heavy wall, 20-gauge metal tubing available in steel, 316 stainless steel, and titanium.
 - ◆ **OUTSTANDING PERFORMANCE:** 2-inch thick, low profile design. Every inch of coil surface is active exchange area.
 - ◆ **LEAK FREE OPERATION:** Integral inlet and outlet manifolds for single point connections greatly reduce the potential for leaks and simplifies installation. One inch MNPT connections standard.
 - ◆ **HIGH PRESSURE RATING:** 100 PSI working pressure (steam or water).
 - ◆ **SIZES:** 4.6 square foot to 89.8 square foot of exchange area.
 - ◆ **OPTIONS AVAILABLE (consult factory):**
 - Mounting hangers.
 - Special sizes.
 - Vertical or horizontal configurations.
 - Heavier gauge tubing or pipe.
 - Special riser sizes, fittings, lengths, and configurations.
 - Anti-floatation weights recommended for high specific gravity or highly viscous solutions.
 - Zirconium, Hastelloy C®, low carbon stainless steel, and other alloys available.
 - Fluoropolymer coatings for corrosion protection at solution/atmospheric interface.
 - Vacuum breakers.
 - Non-conductive isolator couplings.
 - L-shaped configurations for bottom heat applications.
- NOTE:** Inlet and outlet connections must be sized to adequately handle water and steam volume requirements. Generally, larger inlet sizes are needed for grid coils larger than 33 sq. ft. (for steam) and 25 sq. ft. (for water).

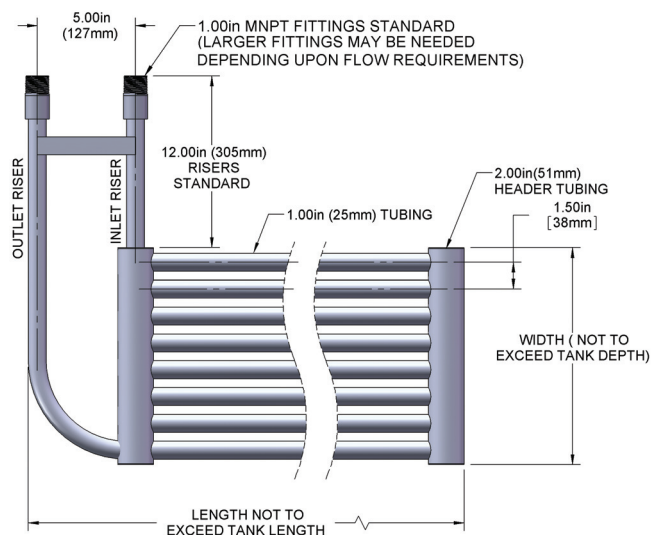
Your Distributor:

80 Metcalfe Street • Buffalo, NY 14206 U.S.A. • US/CN: 800-777-2436 • 716-856-2300 • Fax: 716-856-7115

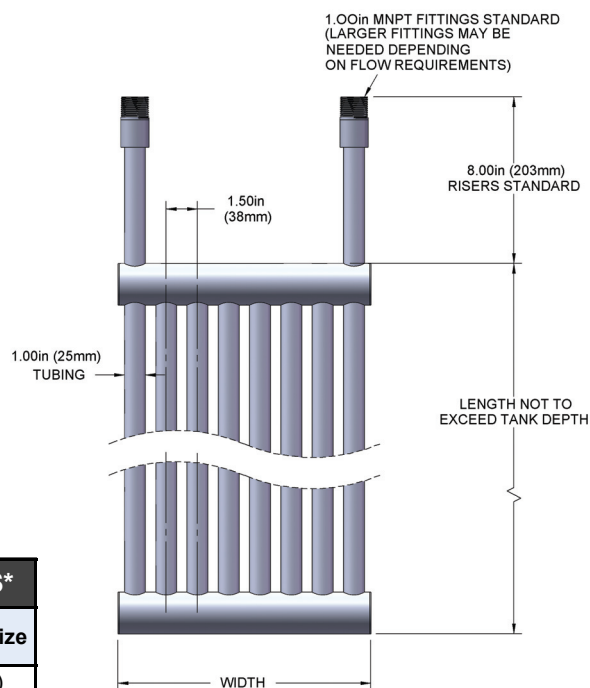
www.cdibuffalo.com • E-mail: sales@cdibuffalo.com

DIMENSIONS

HORIZONTAL STYLE



VERTICAL STYLE

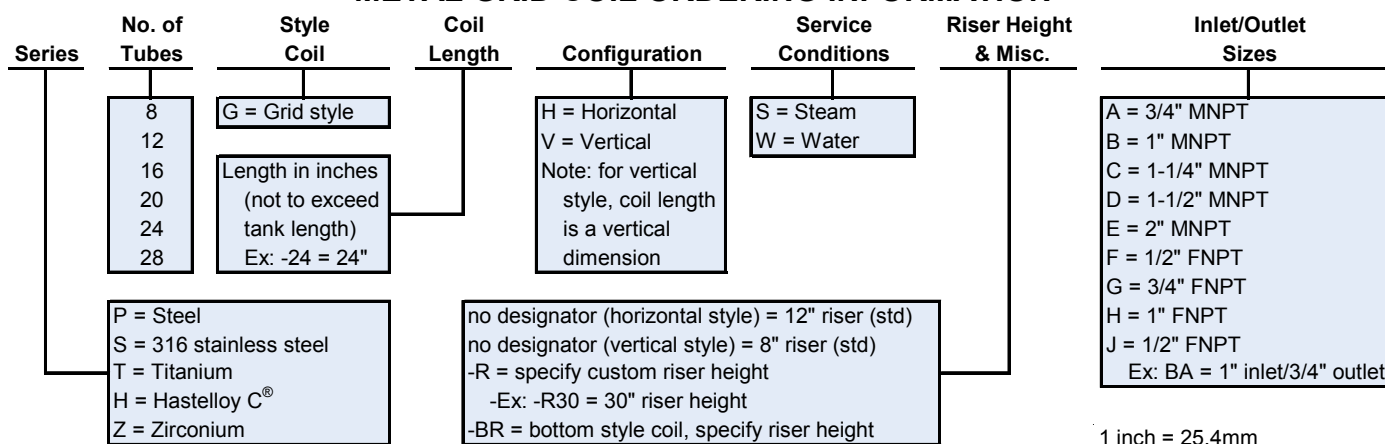


CONNECTION GUIDELINES*	
Water Flow Rate (per coil)	Coil Inlet/Outlet Size
1-24 GPM	1 inch (B)
25-35 GPM	1-1/4 inch (C)
36-54 GPM	1-1/2 inch (D)
55-80 GPM	2 inch (E)

CONNECTION GUIDELINES*	
Steam Flow Rate (per coil)	Coil Inlet Size
1-400 #/hr	1 inch (B)
401-525 #/hr	1-1/4 inch (C)
526-780 #/hr	1-1/2 inch (D)
781-1400 #/hr (outlet remains 1" NPT)	2 inch (E)

*consult factory

METAL GRID COIL ORDERING INFORMATION



Hastelloy C® is a registered trademark of Haynes International, Inc.

ORDERING EXAMPLE:

T8G-24HS-R30-BB

Titanium, 8 tubes, grid style, 24" length, horizontal configuration, steam usage, 30" risers, 1" NPT inlet/outlet.

Your Distributor:

80 Metcalfe Street • Buffalo, NY 14206 U.S.A. • **US/CN: 800-777-2436** • 716-856-2300 • Fax: 716-856-7115

www.cdibuffalo.com • E-mail: sales@cdibuffalo.com