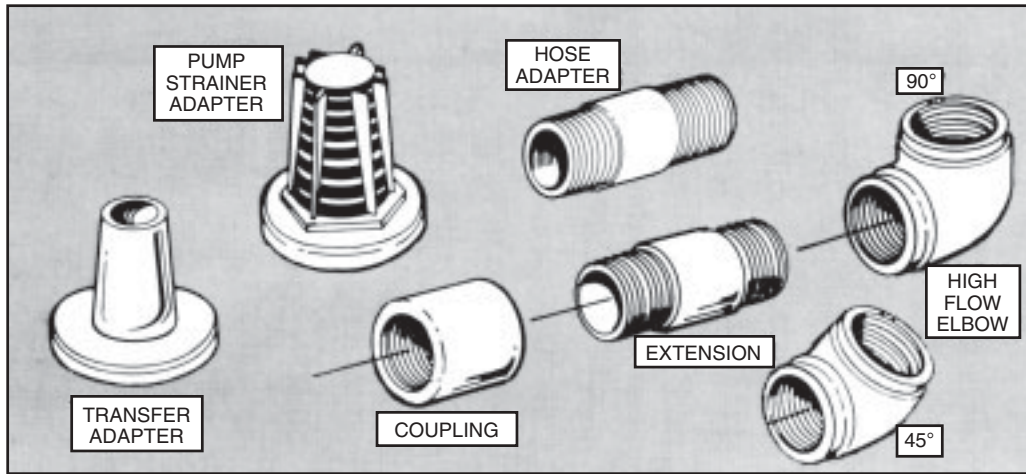


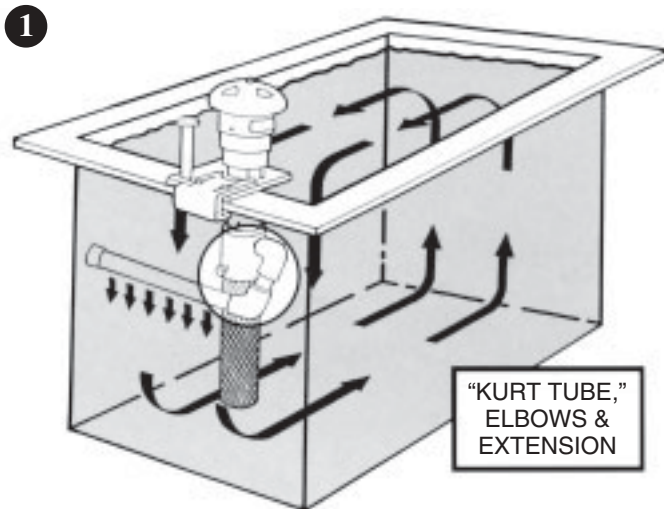


FLO KING HIGH-TEMPERATURE ACCESSORIES

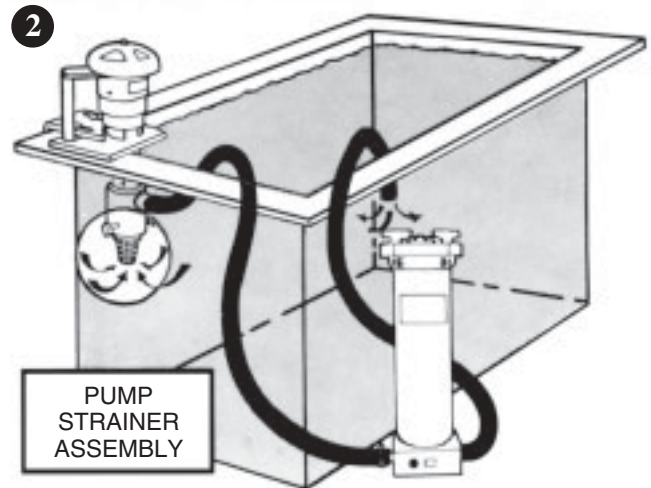


**FOR A
MORE
VERSATILE
FILTER
SYSTEM**


HIGH-TEMPERATURE ACCESSORIES ALLOW YOU TO USE YOUR **FLO KING** FILTER SYSTEM FOR MANY DIFFERENT OPERATIONS. THE FOLLOWING ILLUSTRATIONS SHOW SOME OF THE COMMON METHODS NOW BEING USED FOR SOLUTION HANDLING IN THE FINISHING INDUSTRY.



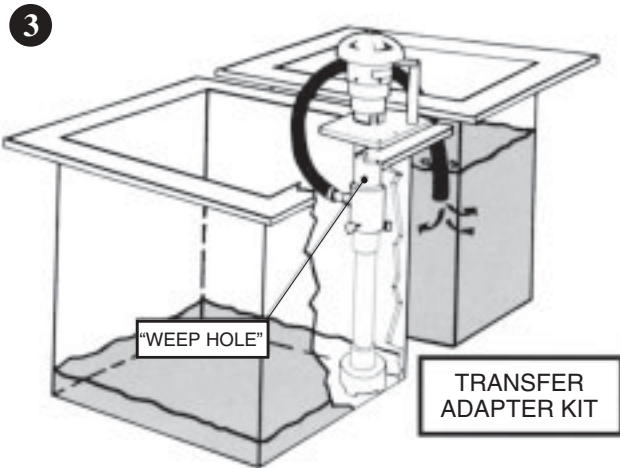
The highest flow rate with the **FLO KING** system is achieved with the standard 45° High-Flow Elbow and Directable Outlet Extension on the pump discharge port, as illustrated in Bulletin 12. However, there are times when a gentler, extremely uniform flow of solution is required. One way to achieve this (above) is using two 90° elbows and a 2" (5-cm) Extension with a Kurt Tube (sparger) placed behind the pump, out of the way of racks and parts. Each Kurt Tube—a pipe with strategically drilled holes—includes one 90° elbow. See Bulletin 18.7 for more.



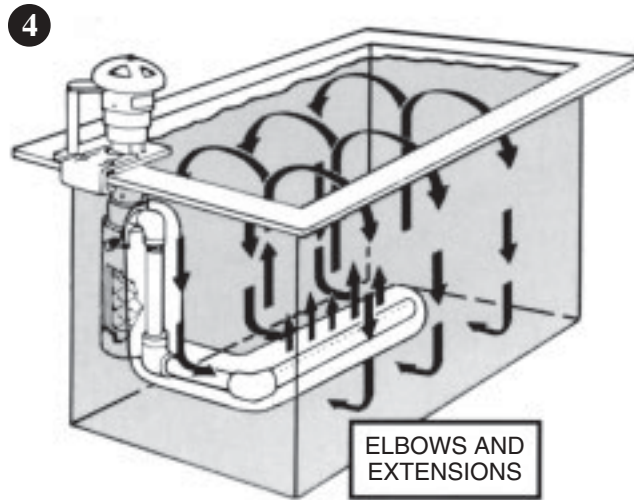
To use outside filter chambers of all types, simply place strainer assembly in pump impeller housing. Then place hose on outlet, set in tank, and start filtering. Strainer assembly prevents foreign objects from damaging impeller and motor, and should be used any time pump is employed without a filter cartridge or other attachment. Strainer Note: The 650- and 1200-series pumps require a Pump Strainer Adapter (PSA). The 2500, 3000, and 5000-series pumps require a Threaded Adapter (THA) and Pump Strainer (PST).



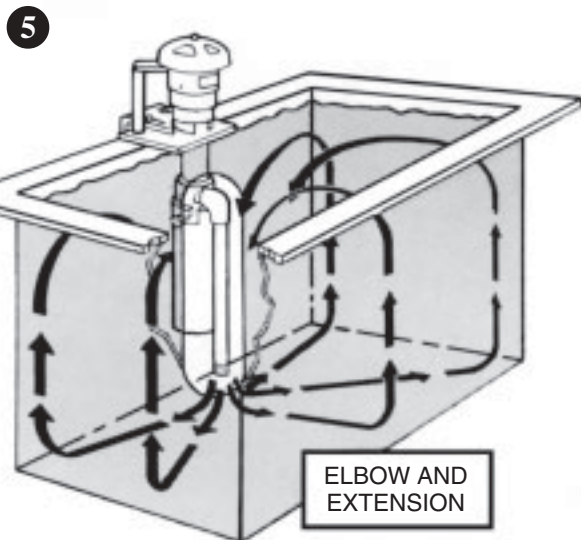
FLO KING HIGH-TEMPERATURE ACCESSORIES



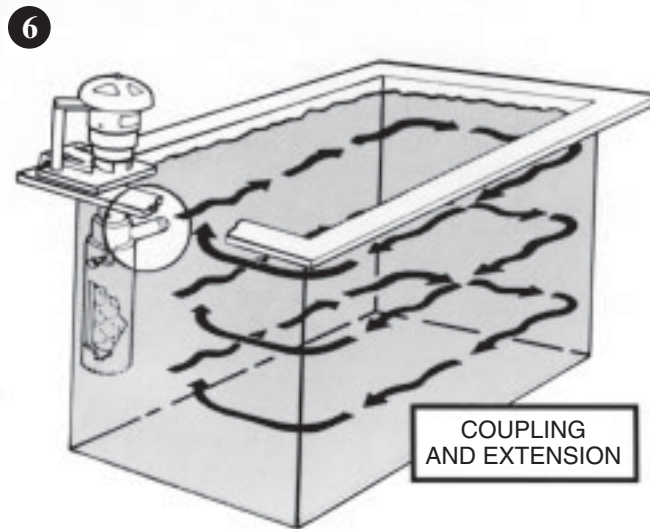
Using the **FLO KING** as a transfer pump is very easy with the Transfer Adapter Kit (see *Bulletin 32*). Just assemble and attach kit to pump, then put hose on pump discharge port and system is ready to use. Important: In order to prime pump, solution must be above "Weep Hole" when solution transfer begins. Once pump is primed, solution can be removed to within about 1/4" (0.65 cm) from tank bottom.



The use of **FLO KING** High-Flow Elbows and extensions allows many agitation configurations without using any tools or glue. Liquid sparging from bottom of the tank rolls solution upward and out to anodes for good electrolytic dissolution.



When agitating some solutions, it is not advisable to have heavy surface movement due to oxidation of chemicals. Using a High-Flow Elbow and Extension near the bottom of the tank will provide good solution turnover for filtration while keeping surface movement to a minimum.



In tanks 1,000 to 2,000 gallons (4000 to 8000 liters), solution movement can be increased by using a Coupling and 4-inch (10-cm) Extension. This produces a jet-type stream that will stir the complete tank in a spiral motion, directing solution toward the filter cartridge.