




FLO KING BRINGS YOU THE TIME-HONORED ORIGINAL

BX1200



- PROVIDES A FLOW RATE OF 1200 GALLONS PER HOUR (4500 LPH) USING A TOTALLY ENCLOSED, FAN-COOLED, 1/12TH-HP (60-watt) MOTOR
- AVAILABLE IN MULTIPLE BODY LENGTHS TO CUSTOM FIT YOUR TANK
- USES ONLY A 4-INCH-SQUARE (10-cm-square) AREA OF TANK SPACE
- ACCEPTS EASY-TO-ATTACH FILTERS IN MANY SIZES
- INDUSTRY WORKHORSE
A complete, ready-to-operate portable filter system...

- No Plumbing
- No Clamping
- No Alterations

Simply remove from box, set on tank and start filtering.

HIGH-TECH MOTOR, BEARINGS, MATERIALS, AND SUPERIOR KNOW-HOW BRING THIS INDISPENSABLE SYSTEM TO INDUSTRY...

★ IF YOU NEED A FILTER SYSTEM TOMORROW CALL US TODAY ★

Distributed By: ★ www.cdibuffalo.com ★ sales@cdibuffalo.com

CDI Equipment Division • 80 Metcalfe Street, Buffalo, NY 14206 USA • 716.856.2300 Fax 716.856.7115



THE FLO KING BX1200

The BX1200 provides a maximum flow rate of 1200 gallons (4500 liters) per hour. Use it stationary on one tank or move it from tank to tank. Multiple body lengths (4", 6", 8", 10", 12", 14" and 16") enable use of the BX1200 in tanks with varying solution levels and depths.

The BX1200 comes complete, preassembled, and ready to operate and includes the items shown in the labeled photograph below. For best results in most metal finishing solutions, use the BX1200 with our PMCA Permacore "MAGNUM" reusable or FK50 Poly-Spun disposable filter cartridges in the appropriate length.

FLO KING BX1200 SPECIFICATION

PUMP MATERIALS: Available in CPVC, polypropylene, PVDF (Kynar), and stainless steel (see Bulletin 23.5) as pump materials of construction. Standard shaft is made of Teflon-covered 303 stainless steel. Titanium and Hastelloy C276 alloy shafts available on special-order basis. Call for pricing.

FLOW RATE: 1200 gallons per hour (4500 liters per hour) at 60 Hz. A flow-rate reduction of 18% ($\pm 3\%$) is typical when operated at 50 Hz.

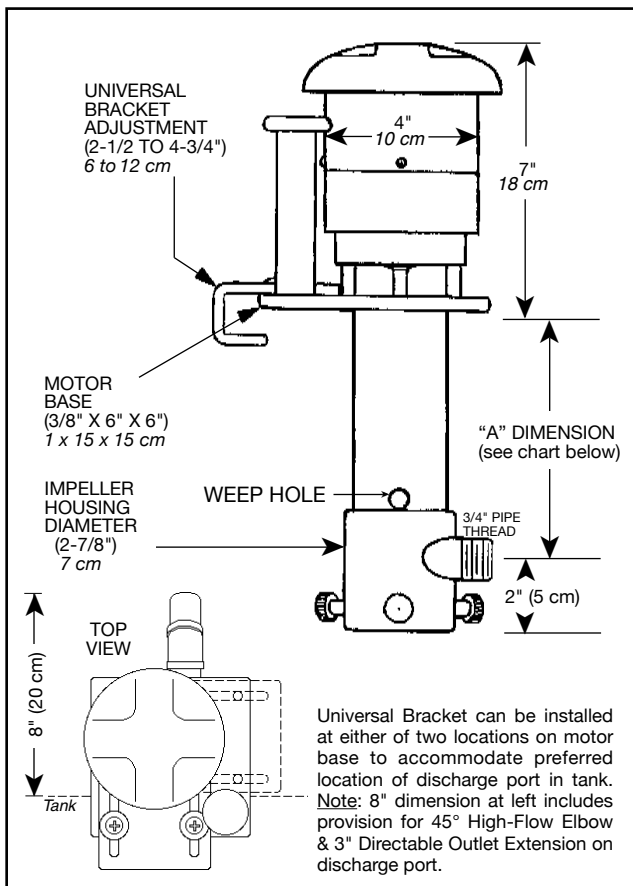
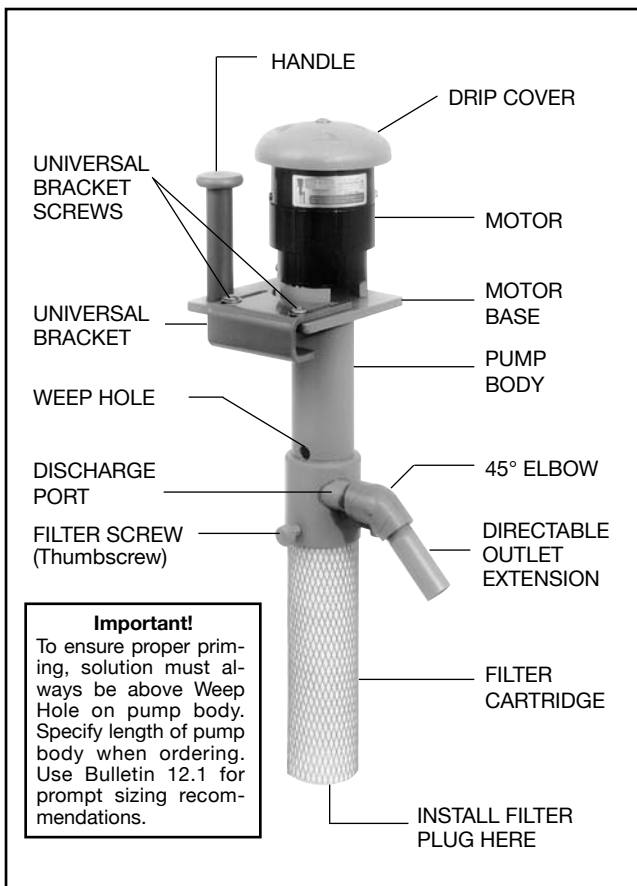
PRESSURE: 12 feet (3.6 meters) of head pressure

WEIGHT: About 10 pounds (4.5 kg) in CPVC, depending on pump body length

MOTOR: Epoxy coated, 1/12th HP (60 watt), single phase, 3000 rpm, TEFC, thermally protected. When ordering, specify one of the following three motors:

- 115 volts, 60 Hz, 2.6 A
- 115 volts, 50/60 Hz, 2.0 A
- 230 volts, 50/60 Hz, 1.3 A

RUNNING PUMP DRY DOES NOT DAMAGE MOTOR, PUMP, SEALS OR BEARINGS



MEASUREMENT FROM BOTTOM OF MOTOR BASE TO CENTER OF DISCHARGE PORT ("A" DIMENSION)

PUMP MODEL	BX1200-4	BX1200-6	BX1200-8	BX1200-10	BX1200-12	BX1200-14	Special Order Item BX1200-16
"A" DIMENSION	4-1/2" (11 cm)	6-1/2" (17 cm)	9-1/16" (23 cm)	10-3/4" (28 cm)	12-1/2" (32 cm)	14-1/2" (37 cm)	16-1/2" (42 cm)